



# Yorkshire Wildlife Trust visiting schools and groups essential information

Here at Yorkshire Wildlife Trust, we wish for every person to have a brilliant experience learning about wildlife and the environment. Here are a few things you need to know that will contribute to a learning experience with us.

## Pre visits

If you and your school have never been to Spurn NNR before, or you haven't visited for a few years, we offer you the opportunity to book in for pre-visit either in person or via zoom. It's a great opportunity to see the facilities first hand, discuss your group's requirements and complete any additional risk assessments you need.

The itinerary may change due to weather or other unforeseeable circumstances and can be amended to suit your learning requirements, which we can discuss during your pre-visit.

## During your visit


Your group will be led by a YWT member of staff and trained volunteers. Please follow appropriate ratios of adults to children, and do not include YWT leaders in that ratio.

We really love for everyone to get involved in the activities; it is a learning experience for everyone!

## Facilities

One of the fantastic things about educational visits at Spurn is that we use the great outdoors as our classroom. We use a combination of outdoor covered areas and open space learning where we use the landscape as our classroom. At Spurn we have limited indoor space available for classroom based learning.

There is a public cafe onsite, however if you wish to use it, we will ask for preorders.



## Spurn Discovery Centre, Kilnsea

### Address

Spurn Discovery Centre, Spurn Road, Kilnsea, HU12 0UH

### Parking

Please park in our visitor car park on the left as you enter. Our car park has the capacity for two coaches.

A member of staff will be in the car park to meet your coach and walk the students to the outdoor space which is an approximate 2 minute walk.


If you have any queries, or wish to talk to the education team about your visit, please call us on **01964 650144** or email [spurn@ywt.org.uk](mailto:spurn@ywt.org.uk) or [carmen.sole@ywt.org.uk](mailto:carmen.sole@ywt.org.uk).

## Ratios and effective supervision

For our staff to be able to deliver engaging sessions and create an inclusive environment, we would ask your group arriving with suitable child to adults ratios as outlined by the Outdoor Educators Advisory Panel:

- Years 1 to 3: 1:6
- Years 4 to 6: 1:10 or 1:15
- Years 7 upwards: 1:15 or 1:20

We would appreciate your co-operation in providing suitable behaviour management of the groups so YWT staff and volunteers can give their full attention to providing a great learning experience for your group.



## Roles and responsibilities

We kindly ask that you (the organiser of the visit)

- Communicate to parents about appropriate clothing for the visit.
- To provide appropriate behaviour management of young people.
- Ensure schools adult : child ratios are met. (YWT will provide volunteers if they are available and therefore shouldn't be relied on as supervision).
- Communicate to the coach driver about parking locations.

We at Yorkshire Wildlife Trust will provide first aid if needed, facilities, teas and coffees for the grown ups and great quality outdoor education with bags of fun to boot!

## Plastic free lunch

Try and help the environment by reducing your throwaway plastic at lunch time. Try packing sandwiches and snacks in tubs instead of plastic bags.

## Cancellations and refunds policy

Visit cancellations within 28 days of the visit date will be charged £100+VAT.

If Yorkshire Wildlife Trust cancel, you will be offered an alternative date.


## Clothing and protection

We have recently seen an increase in incidents with ticks on site and encounter them regularly when we are mini-beasting in the meadows and woodlands. We ask that children and adults come dressed appropriately to reduce the risk of ticks attaching to anyone.

- Wear long trousers and sleeves and tuck trousers into socks (leggings are ok, but mosquitoes can bite through them).
- Wear closed toe shoes.
- Wear insect repellent.
- Check over yourself regularly after the visit for any ticks that might have attached. Do visit the doctor as they can transmit Lyme disease.
- Look for flu like symptoms, nausea, and a bulls eye type rash.

## First Aid

Our staff are first aid trained and will carry a basic first aid kit, plus a burns kit if we are doing a campfire workshop. We would like to remind you that DfE guidelines state that the visiting school is responsible for providing a teacher/adult helper with a good working knowledge of first aid and an adequate first aid box.



### Feedback

We would love to hear your feedback after your visit. This helps us keep up our standards and improve or change things if we need to. We also love to hear if you've had a brilliant time too!

[ywt.org.uk](http://ywt.org.uk)

